


0.6/1 kV Single-core cables, XLPE insulated, unarmoured with aluminum conductor
Power Cable LV



Single-Core Cables, with Stranded Aluminium Conductors, XLPE Insulated and PVC Sheathed

APPLICATIONS

These cables are intended for fixed installations, indoors and outdoors, in low voltage electricity systems. They are normally used for the distribution of electrical energy in urban networks, power or switching stations, industrial plants, as well as in switchgears, in applications where there is no risk of mechanical damage.

CABLE CHARACTERISTICS



APPLICABLE STANDARDS

EES Low Voltage power cables are designed and tested to meet all the requirements of the latest edition of IEC 60502-1 standard. In addition, EES can also supply a range of alternative designs to meet customer-specified requirements.

CABLE CONSTRUCTION

Conductor

Stranded circular or circular compacted aluminium conductor (Class 2 to IEC 60228).

Insulation

Extruded layer of Cross-linked Polyethylene (XLPE) to IEC 60502-1.

Core Identification

○ Red


Outer Jacket

Extruded layer of Polyvinyl Chloride (PVC) - Type (ST2) to IEC 60502-1.


Note: The core identification colour shown above is the most common. However, any other colour can be provided upon a customer's request (e.g. to HD 308 S2 or IEC 60445).



CABLE INSTALLATION



0.6/1 kV Single-core cables, XLPE insulated, unarmoured with aluminum conductor
Power Cable LV



POWER CABLES / IEC 60502-1 AL / XLPE / PVC

0.6 / 1 kV

Nominal cross sectional area mm ²	ELECTRICAL DATA									DIMENSIONS AND WEIGHTS		Cable Code
	Max. Conductor Resistance		Continuous Current Ratings							Approx. overall diameter	Approx. overall weight	
	DCat 20 °C	ACat 90 °C	Buried direct in ground		In buried ducts		In free air					
			(a)	(b)	(c)	(d)	(e)	(f)	(g)	mm	kg / km	
	Ω / km	Ω / km	A	A	A	A	A	A	A			
10	3.0800	3.9489	60	60	45	50	54	55	72	7.9	85	A314XA10100MB51MR
16	1.9100	2.4489	75	75	57	63	70	72	94	8.9	105	A315XA10100MB51MR
25	1.2000	1.5387	96	96	75	83	94	97	125	10.5	150	A316XA10100MB51MR
35	0.8680	1.1131	116	116	90	99	116	120	153	11.5	185	A317XA10100MB51MR
50	0.6410	0.8222	136	136	109	118	142	146	186	12.9	230	A318XA10100MB51MR
70	0.4430	0.5686	166	167	135	146	181	186	236	14.7	310	A319XA10100MB51MR
95	0.3200	0.4112	199	199	164	176	224	230	290	16.5	400	A345XA10100MB51MR
120	0.2530	0.3255	226	227	189	202	261	269	337	18.0	490	A346XA10100MB51MR
150	0.2060	0.2656	254	254	215	229	301	311	387	20.1	600	A347XA10100MB51MR
185	0.1640	0.2121	288	288	247	261	351	362	449	22.2	735	A348XA10100MB51MR
240	0.1250	0.1627	333	335	291	307	421	434	536	24.9	935	A349XA10100MB51MR
300	0.1000	0.1314	378	378	333	350	489	505	622	27.7	1155	A350XA10100MB51MR
400	0.0778	0.1038	430	431	385	404	575	594	730	30.9	1465	A351XA10100MB51MR
500	0.0605	0.0828	490	492	445	468	676	699	861	34.9	1850	A352XA10100MB51MF
630	0.0469	0.0666	557	556	511	539	789	815	1008	39.3	2370	A353XA10100MB51MF
800	0.0367	0.0551	622	623	579	614	907	938	1171	43.7	2995	A354XA10100MB51MF
1000	0.0291	0.0471	692	693	657	702	1058	1094	1386	52.2	3765	A255XA10100MB51MF

